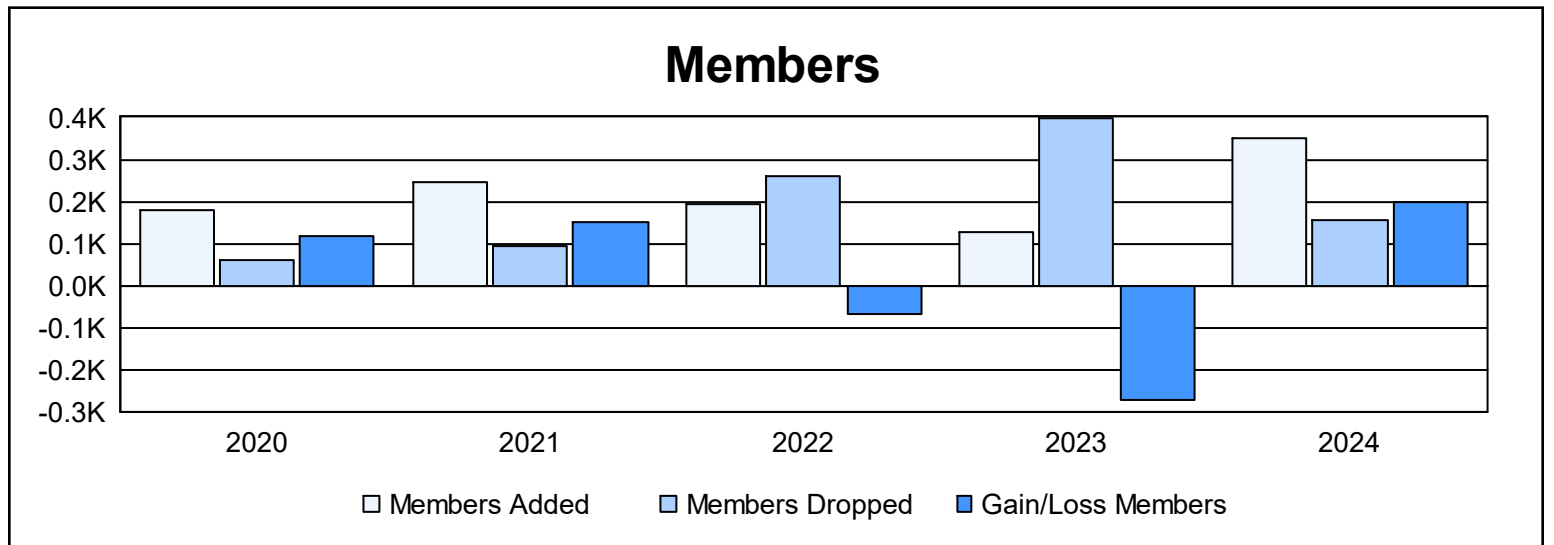
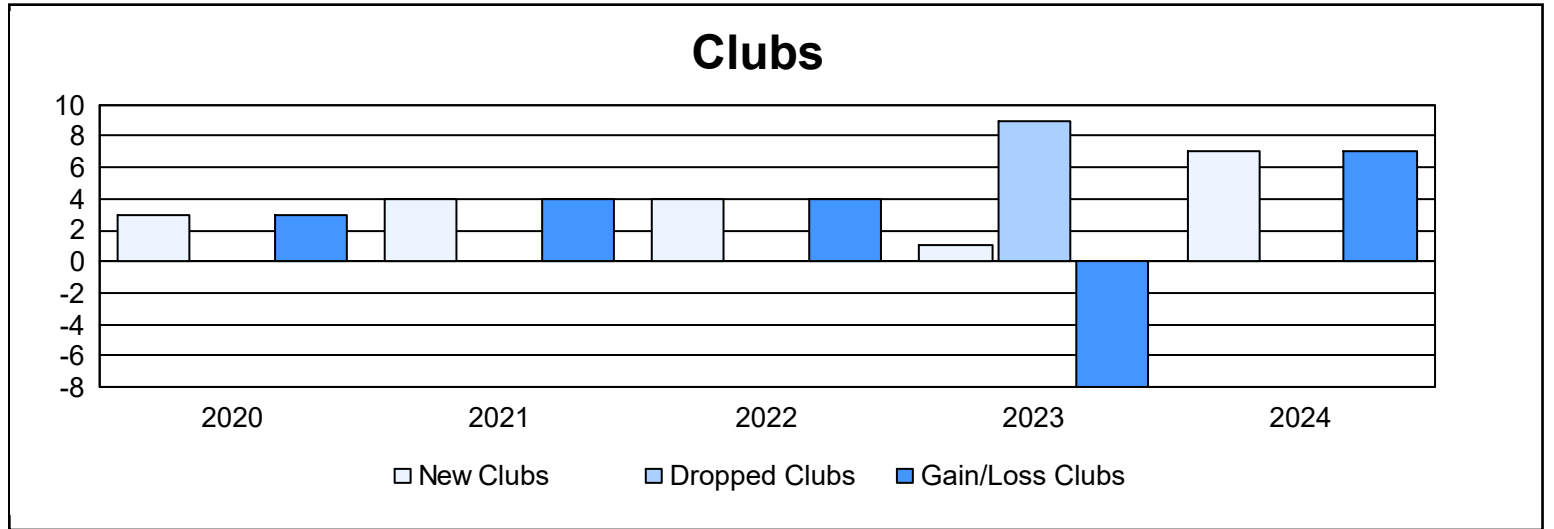
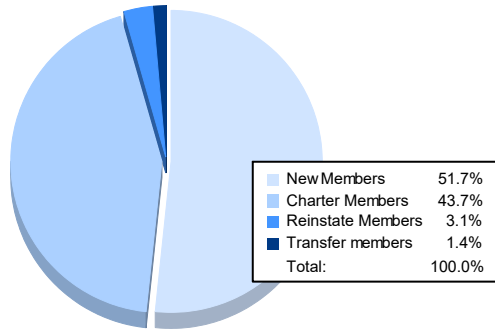


Year	New Clubs	Dropped Clubs	Gain/ Loss Clubs	New Members	Charter Members	Reinstate Members	Transfer Members	Total Member Added	Total Members Dropped	Gain/ Loss Members
2019-2020	3	0	3	96	83	0	0	179	62	117
2020-2021	4	0	4	132	110	1	1	244	94	150
2021-2022	4	0	4	70	114	1	8	193	259	-66
2022-2023	1	9	-8	88	31	1	6	126	399	-273
2023-2024	7	0	7	181	153	11	5	350	154	196
<b>Average</b>	<b>4</b>	<b>2</b>	<b>2</b>	<b>113</b>	<b>98</b>	<b>3</b>	<b>4</b>	<b>218</b>	<b>194</b>	<b>25</b>



### Membership Composition June 2024 Cumulative



### Gender Composition June 2024 Cumulative

